

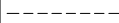



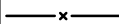








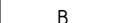

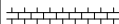



### Verklaring

-  Bebouwingsvlak
-  Entree
-  Kavelgrens
-  Bouwnummer
-  Parkeren op eigen terrein, grastegel
-  Uitbreidingsmogelijkheid
-  Lage haag 600 mm hoog
-  Begroeid hek ca. 1000 mm hoog
-  Staalmat hekwerk vv. begroeiing ca. 1800 mm hoog
-  Staalmat hekwerk vv. begroeiing ca. 1800 mm hoog inclusief poort
-  Houten erfafscheiding ca. 1800 mm hoog
-  Houten hekwerk (1000 mm hoog t.o.v. terras) en beschoeiing
-  Gemetselde erfafscheiding
-  Berging
-  Tuinpoort
-  Klinkers naar poort
-  Veranda
-  Houten vlonder + trap



### PROJECTGEGEVENS

Projectnaam: Blauwe Kreken fase 6  
 Locatie: Poeldijk  
 Onderwerp: Situatietekening  
 Bouwnr. 601 tm 625  
 Datum: 13-08-2024  
 Formaat: A3  
 Schaal: 1:500

